

planika

ETHANOL FIREPLACES PREMIUM COLLECTION

PLANIKA 2024

VALID FROM 01 JULY 2024

EURO PRICELIST



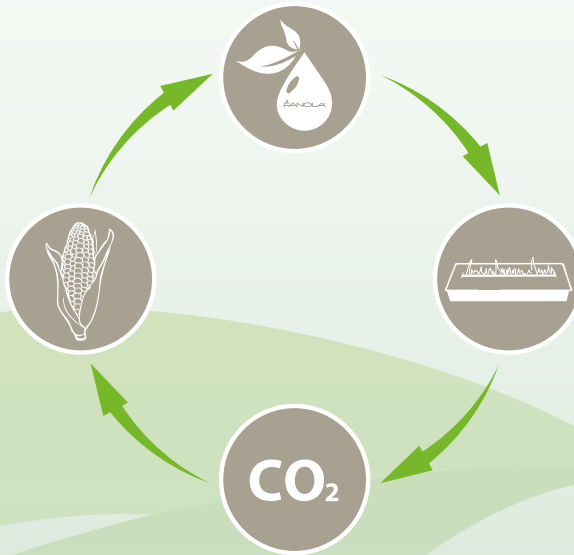
planika

Our contribution to achieve CO₂ neutrality.

Our mission is to give you modern fireplaces that are safe, convenient and eco-friendly. Over the years we have developed the innovative BEV Technology[®] that allowed us to create an exceptionally clean and fully automated burning process of ethanol vapours. It produces lower carbon emissions and is safe for the environment. Discover ecological fireplaces of the future.

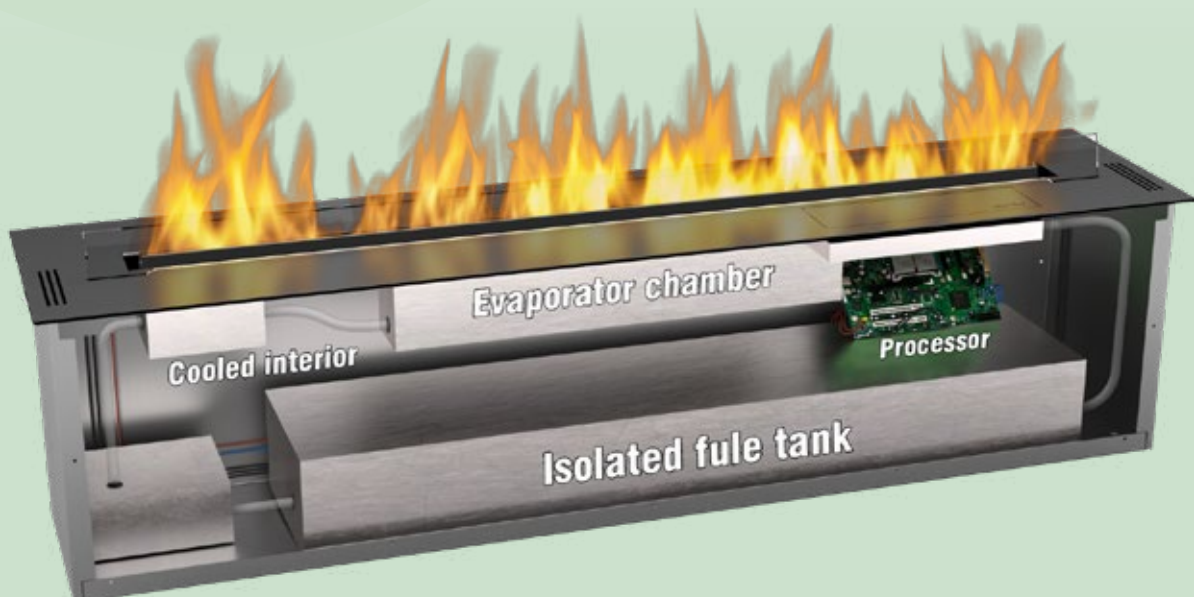
Ethanol is an organic distillate made from plants.
It is known to produce lower CO₂ emissions.

100% of the emissions are compensated by plants absorbing CO₂.



The netzero technology changes liquid ethanol into gas. The flame has full access to oxygen.

The clean burning of ethanol vapour emits significantly less CO₂ than regular fireplaces.
No ash, soot or smoke are produced.



FLA4 BURNER

AUTOMATIC ETHANOL BURNER WITH BEV TECHNOLOGY®

planika

- remote control included
- touch display
- automatic refill system
- BEV Technology®
- mobile app control
- SHS compatible
- 6 stage flame height
- CO₂ sensor

MODEL	DIMENSIONS	EFFICIENCY	PRICE
FLA4 590 Burner 	W: 590 mm / 23.2" H: 220 mm / 8.7" D: 280 mm / 11.0"	Burn time: max. 5 hrs Capacity: 3.1 L Heat: max. 3.1 kW Room size: min. 31 m ³	3 850 €
FLA4 790 Burner 	W: 790 mm / 31.1" H: 220 mm / 8.7" D: 280 mm / 11.0"	Burn time: max. 8 hrs Capacity: 4.3 L Heat: max. 4.4 kW Room size: min. 44 m ³	4 770 €
FLA4 990 Burner 	W: 990 mm / 39.0" H: 220 mm / 8.7" D: 280 mm / 11.0"	Burn time: max. 8 hrs Capacity: 5.5 L Heat: max. 7.0 kW Room size: min. 70 m ³	6 110 €
FLA4 1190 Burner 	W: 1190 mm / 46.9" H: 220 mm / 8.7" D: 280 mm / 11.0"	Burn time: max. 9 hrs Capacity: 6.8 L Heat: max. 9.4 kW Room size: min. 94 m ³	7 380 €
FLA4 1490 Burner 	W: 1490 mm / 58.7" H: 220 mm / 8.7" D: 280 mm / 11.0"	Burn time: max. 9 hrs Capacity: 8.6 L Heat: max. 13.0 kW Room size: min. 130 m ³	9 105 €
FLA4 1990 Burner 	W: 1990 mm / 78.3" H: 220 mm / 8.7" D: 280 mm / 11.0"	Burn time: max. 10 hrs Capacity: 11.7 L Heat: max. 18.0 kW Room size: min. 180 m ³	12 855 €
FLA4 2490 Burner 	W: 2490 mm / 98.0" H: 220 mm / 8.7" D: 280 mm / 11.0"	Burn time: max. 10 hrs Capacity: 14.8 L Heat: max. 22.5 kW Room size: min. 225 m ³	16 420 €
			Lead time: 10 working days

FLA4+ BURNER

AUTOMATIC ETHANOL BURNER WITH BEV TECHNOLOGY®

planika

- larger reservoir
- remote control included
- mobile app control
- touch display
- SHS compatible
- automatic refill system
- 6 stage flame height
- BEV Technology®
- CO₂ sensor

MODEL	DIMENSIONS	EFFICIENCY	PRICE
FLA4+ 590 Burner 	W: 590 mm / 23.2" H: 305 mm / 12.0" D: 280 mm / 11.0"	Burn time: max. 16 hrs Capacity: 9.6 L Heat: max. 3.1 kW Room size: min. 31 m ³	5 120 €
FLA4+ 790 Burner 	W: 790 mm / 31.1" H: 305 mm / 12.0" D: 280 mm / 11.0"	Burn time: max. 25 hrs Capacity: 13.4 L Heat: max. 4.4 kW Room size: min. 44 m ³	6 055 €
FLA4+ 990 Burner 	W: 990 mm / 39.0" H: 305 mm / 12.0" D: 280 mm / 11.0"	Burn time: max. 26 hrs Capacity: 17.2 L Heat: max. 7.0 kW Room size: min. 70 m ³	7 380 €
FLA4+ 1190 Burner 	W: 1190 mm / 46.9" H: 305 mm / 12.0" D: 280 mm / 11.0"	Burn time: max. 30 hrs Capacity: 21.0 L Heat: max. 9.4 kW Room size: min. 94 m ³	8 655 €
FLA4+ 1490 Burner 	W: 1490 mm / 58.7" H: 305 mm / 12.0" D: 280 mm / 11.0"	Burn time: max. 30 hrs Capacity: 26.8 L Heat: max. 13.0 kW Room size: min. 130 m ³	10 375 €
FLA4+ 1990 Burner 	W: 1990 mm / 78.3" H: 305 mm / 12.0" D: 280 mm / 11.0"	Burn time: max. 31 hrs Capacity: 36.3 L Heat: max. 18.0 kW Room size: min. 180 m ³	14 130 €
FLA4+ 2490 Burner 	W: 2490 mm / 98.0" H: 305 mm / 12.0" D: 280 mm / 11.0"	Burn time: max. 31 hrs Capacity: 45.9 L Heat: max. 22.5 kW Room size: min. 225 m ³	17 695 €
			Lead time: 10 working days

FLA4/FLA4+ BURNER WITH ADAPTIVE FRAME WITH GLASS PANELS

FOR TUNNEL, ROOM DIVIDER AND ISLAND ARRANGEMENTS

planika

- remote control included
- touch display
- automatic refill system
- BEV Technology®
- mobile app control
- SHS compatible
- 6 stage flame height
- CO₂ sensor

MODEL	DIMENSIONS	EFFICIENCY FLA 4 / FLA 4+	PRICE	
			FLA 4	FLA 4+
FLA4/FLA4+ 590 Burner 	W: 946 mm / 37.2" D: 446 mm / 17.6" H _{FLA4} : 220 mm / 8.7" H _{FLA4+} : 305 mm / 12.0" H _{GLASS} : 200 mm / 7.9"	Burn time: max. 5 hrs / 16 hrs Capacity: 3.1 L / 9.6 L Heat: max. 3.1 kW Room size: min. 31 m ³	4 740 €	6 010 €
FLA4/FLA4+ 790 Burner 	W: 946 mm / 37.2" D: 446 mm / 17.6" H _{FLA4} : 220 mm / 8.7" H _{FLA4+} : 305 mm / 12.0" H _{GLASS} : 200 mm / 7.9"	Burn time: max. 8 hrs / 25 hrs Capacity: 4.3 L / 13.4 L Heat: max. 4.4 kW Room size: min. 44 m ³	5 720 €	7 005 €
FLA4/FLA4+ 990 Burner 	W: 1146 mm / 45.1" D: 446 mm / 17.6" H _{FLA4} : 220 mm / 8.7" H _{FLA4+} : 305 mm / 12.0" H _{GLASS} : 200 mm / 7.9"	Burn time: max. 8 hrs / 26 hrs Capacity: 5.5 L / 17.2 L Heat: max. 7.0 kW Room size: min. 70 m ³	7 110 €	8 380 €
FLA4/FLA4+ 1190 Burner 	W: 1346 mm / 60" D: 446 mm / 17.6" H _{FLA4} : 220 mm / 8.7" H _{FLA4+} : 305 mm / 12.0" H _{GLASS} : 200 mm / 7.9"	Burn time: max. 9 hrs / 30 hrs Capacity: 6.8 L / 21.0 L Heat: max. 9.4 kW Room size: min. 94 m ³	8 440 €	9 715 €
FLA4/FLA4+ 1490 Burner 	W: 1646 mm / 64.8" D: 446 mm / 17.6" H _{FLA4} : 220 mm / 8.7" H _{FLA4+} : 305 mm / 12.0" H _{GLASS} : 200 mm / 7.9"	Burn time: max. 9 hrs / 30 hrs Capacity: 8.6 L / 26.8 L Heat: max. 13.0 kW Room size: min. 130 m ³	10 225 €	11 495 €
FLA4/FLA4+ 1990 Burner 	W: 2146 mm / 84.5" D: 446 mm / 17.6" H _{FLA4} : 220 mm / 8.7" H _{FLA4+} : 305 mm / 12.0" H _{GLASS} : 200 mm / 7.9"	Burn time: max. 10 hrs / 31 hrs Capacity: 11.7 L / 36.3 L Heat: max. 18.0 kW Room size: min. 180 m ³	14 455 €	15 730 €
FLA4/FLA4+ 2490 Burner 	W: 2822 mm / 111.1" D: 446 mm / 17.6" H _{FLA4} : 220 mm / 8.7" H _{FLA4+} : 305 mm / 12.0" H _{GLASS} : 200 mm / 7.9"	Burn time: max. 10 hrs / 31 hrs Capacity: 14.8 L / 45.9 L Heat: max. 22.5 kW Room size: min. 225 m ³	18 320 €	19 595 €
			Lead time: 10 working days	






OPTIONAL FEATURES FOR FLA4 AND FLA4+ BURNERS

SHS MODULE	CUSTOM LENGTH	CUSTOM TOP FINISH						
		590	790	990	1190	1490	1990	2490
805 €	PRICE ON REQUEST							
		1 115 €	1 175 €	1 240 €	1 295 €	1 390 €	1 510 €	1 630 €

Lead time: 30 working days + 50% advance payment

GLASS SCREENS

The glass screens must be installed alongside the burner in self-constructed tunnel, room divider and island housing.

GLASS SCREEN	DIMENSIONS	PRICE
for FLA4 590 and FLA4+ 590 Burners 	2x glass screens, 4x holders W: 500 mm / 19.7" H: 200 mm / 7.9" T: 6 mm / 0.2"	325 €
for FLA4 790 and FLA4+ 790 Burners 	2x glass screens, 4x holders W: 700 mm / 27.6" H: 200 mm / 7.9" T: 6 mm / 0.2"	350 €
for FLA4 990 and FLA4+ 990 Burners 	2x glass screens, 4x holders W: 900 mm / 35.4" H: 200 mm / 7.9" T: 6 mm / 0.2"	375 €
for FLA4 1190 and FLA4+ 1190 Burners 	2x glass screens, 4x holders W: 1150 mm / 45.3" H: 200 mm / 7.9" T: 6 mm / 0.2"	430 €
for FLA4 1490 and FLA4+ 1490 Burners 	2x glass screens, 4x holders W: 1400 mm / 55.1" H: 200 mm / 7.9" T: 6 mm / 0.2"	465 €
for FLA4 1990 and FLA4+ 1990 Burners 	4x glass screens, 8x holders W: 900 mm / 35.4" H: 200 mm / 7.9" T: 6 mm / 0.2"	745 €
for FLA4 2490 and FLA4+ 2490 Burners 	4x glass screens, 8x holders W: 1150 mm / 45.3" H: 200 mm / 7.9" T: 6 mm / 0.2"	860 €

TRAY WITH STONES OR LOGS

The tray can be installed at the top of the burner behind the fire line.

TRAY WITH CERAMIC LOGS/WHITE STONES FOR FLA4 AND FLA4+ BURNERS							
590	790	990	1190	1490	1990	2490	
							
135 €	135 €	180 €	270 €	315 €	450 €	585 €	

FORMA 800 FIREPLACE

WITH FLA4 590 /FLA4+ 590 BURNER

planika

- zero clearance
- remote control included
- mobile app control
- touch display
- SHS compatible
- automatic refill system
- 6 stage flame height
- BEV Technology®
- CO₂ sensor

approx. VIEWING AREA <i>(see technical sheet for specific dimensions)</i> W: 816 mm / 32" H: 508 mm / 20" D: 406 mm / 16"	FLA4 590 BURNER Burn time: max. 5 hrs Capacity: 3.1 L Heat: max. 3.1 kW Room size: min. 31 m³	FLA4+ 590 BURNER Burn time: max. 16 hrs Capacity: 9.6 L Heat: max. 3.1 kW Room size: min. 31 m³
Forma 800 Single-Sided Fireplace 	5 000 €	6 270 €
Forma 800 Left Corner Fireplace 	5 000 €	6 270 €
Forma 800 Right Corner Fireplace 	5 000 €	6 270 €
Forma 800 Three-Sided Fireplace 	5 000 €	6 270 €
Forma 800 Tunnel Fireplace <i>(glass screens included)</i> 	5 000 €	6 270 €
Forma 800 Room Divider Fireplace <i>(glass screens included)</i> 	5 000 €	6 270 €
Forma 800 Island Fireplace <i>(glass screens included)</i> 	5 000 €	6 270 €
<i>Lead time: 10 working days</i>		

TRAY WITH CERAMIC LOG OR WHITE STONES	SHS MODULE	CUSTOM LENGTH
135 €	805 €	ON REQUEST <i>Lead time: 20 working days + 50% advance payment</i>

FORMA 1000 FIREPLACE

WITH FLA4 790 /FLA4+ 790 BURNER

planika

- zero clearance
- remote control included
- mobile app control
- touch display
- SHS compatible
- automatic refill system
- 6 stage flame height
- BEV Technology®
- CO₂ sensor

approx. VIEWING AREA <i>(see technical sheet for specific dimensions)</i> W: 1016 mm / 40" H: 508 mm / 20" D: 406 mm / 16"	FLA4 790 BURNER Burn time: max. 8 hrs Capacity: 4.3 L Heat: max. 4.4 kW Room size: min. 44 m³	FLA4+ 790 BURNER Burn time: max. 25 hrs Capacity: 13.4 L Heat: max. 4.4 kW Room size: min. 44 m³
Forma 1000 Single-Sided Fireplace 	6 080 €	7 365 €
Forma 1000 Left Corner Fireplace 	6 080 €	7 365 €
Forma 1000 Right Corner Fireplace 	6 080 €	7 365 €
Forma 1000 Three-Sided Fireplace 	6 080 €	7 365 €
Forma 1000 Tunnel Fireplace <i>(glass screens included)</i> 	6 080 €	7 365 €
Forma 1000 Room Divider Fireplace <i>(glass screens included)</i> 	6 080 €	7 365 €
Forma 1000 Island Fireplace <i>(glass screens included)</i> 	6 080 €	7 365 €
<i>Lead time: 10 working days</i>		

TRAY WITH CERAMIC LOG OR WHITE STONES	SHS MODULE	CUSTOM LENGTH
135 €	805 €	ON REQUEST <i>Lead time: 20 working days + 50% advance payment</i>

FORMA 1200 FIREPLACE

WITH FLA4 990 /FLA4+ 990 BURNER

planika

- zero clearance
- remote control included
- mobile app control
- touch display
- SHS compatible
- automatic refill system
- 6 stage flame height
- BEV Technology®
- CO₂ sensor

approx. VIEWING AREA <i>(see technical sheet for specific dimensions)</i> W: 1219 mm / 48" H: 508 mm / 20" D: 406 mm / 16"	FLA4 990 BURNER Burning time: max. 8 hrs Tank capacity: 5.5 L Heat output: max. 7.0 kW Room cubature: min. 70 m³	FLA4+ 990 BURNER Burning time: max. 26 hrs Tank capacity: 17.2 L Heat output: max. 7.0 kW Room cubature: min. 70 m³
Forma 1200 Single-Sided Fireplace 	7 545 €	8 815 €
Forma 1200 Left Corner Fireplace 	7 545 €	8 815 €
Forma 1200 Right Corner Fireplace 	7 545 €	8 815 €
Forma 1200 Three-Sided Fireplace 	7 545 €	8 815 €
Forma 1200 Tunnel Fireplace <i>(glass screens included)</i> 	7 545 €	8 815 €
Forma 1200 Room Divider Fireplace <i>(glass screens included)</i> 	7 545 €	8 815 €
Forma 1200 Island Fireplace <i>(glass screens included)</i> 	7 545 €	8 815 €
<i>Lead time: 10 working days</i>		

TRAY WITH CERAMIC LOG OR WHITE STONES	SHS MODULE	CUSTOM LENGTH
180 €	805 €	ON REQUEST <i>Lead time: 20 working days + 50% advance payment</i>

FORMA 1500 FIREPLACE

WITH FLA4 1190 /FLA4+ 1190 BURNER

planika

- zero clearance
- remote control included
- mobile app control
- touch display
- SHS compatible
- automatic refill system
- 6 stage flame height
- BEV Technology®
- CO₂ sensor

approx. VIEWING AREA <i>(see technical sheet for specific dimensions)</i> W: 1524 mm / 60" H: 508 mm / 20" D: 406 mm / 16"	FLA4 1190 BURNER Burning time: max. 9 hrs Tank capacity: 6.8 L Heat output: max. 9.4 kW Room cubature: min. 94 m³	FLA4+ 1190 BURNER Burning time: max. 30 hrs Tank capacity: 21.0 L Heat output: max. 9.4 kW Room cubature: min. 94 m³
Forma 1500 Single-Sided Fireplace 	9 005 €	10 280 €
Forma 1500 Left Corner Fireplace 	9 005 €	10 280 €
Forma 1500 Right Corner Fireplace 	9 005 €	10 280 €
Forma 1500 Three-Sided Fireplace 	9 005 €	10 280 €
Forma 1500 Tunnel Fireplace <i>(glass screens included)</i> 	9 005 €	10 280 €
Forma 1500 Room Divider Fireplace <i>(glass screens included)</i> 	9 005 €	10 280 €
Forma 1500 Island Fireplace <i>(glass screens included)</i> 	9 005 €	10 280 €
<i>Lead time: 10 working days</i>		

TRAY WITH CERAMIC LOG OR WHITE STONES	SHS MODULE	CUSTOM LENGTH
270 €	805 €	ON REQUEST <i>Lead time: 20 working days + 50% advance payment</i>

FORMA 1800 FIREPLACE

WITH FLA4 1490 /FLA4+ 1490 BURNER

planika

- zero clearance
- remote control included
- mobile app control
- touch display
- SHS compatible
- automatic refill system
- 6 stage flame height
- BEV Technology®
- CO₂ sensor

approx. VIEWING AREA <i>(see technical sheet for specific dimensions)</i> W: 1829 mm / 72" H: 508 mm / 20" D: 406 mm / 16"	FLA4 1490 BURNER Burning time: max. 9 hrs Tank capacity: 8.6 L Heat output: <i>max. 13.0 kW</i> Room cubature: <i>min. 130 m³</i>	FLA4+ 1490 BURNER Burning time: max. 30 hrs Tank capacity: 26.8 L Heat output: <i>max. 13.0 kW</i> Room cubature: <i>min. 130 m³</i>
Forma 1800 Single-Sided Fireplace 	11 040 €	12 310 €
Forma 1800 Left Corner Fireplace 	11 040 €	12 310 €
Forma 1800 Right Corner Fireplace 	11 040 €	12 310 €
Forma 1800 Three-Sided Fireplace 	11 040 €	12 310 €
Forma 1800 Tunnel Fireplace <i>(glass screens included)</i> 	11 040 €	12 310 €
Forma 1800 Room Divider Fireplace <i>(glass screens included)</i> 	11 040 €	12 310 €
Forma 1800 Island Fireplace <i>(glass screens included)</i> 	11 040 €	12 310 €
<i>Lead time: 10 working days</i>		

TRAY WITH CERAMIC LOG OR WHITE STONES	SHS MODULE	CUSTOM LENGTH
315 €	805 €	ON REQUEST <i>Lead time: 20 working days + 50% advance payment</i>

FORMA 2300 FIREPLACE

WITH FLA4 1990 /FLA4+ 1990 BURNER

planika

- zero clearance
- remote control included
- mobile app control
- touch display
- SHS compatible
- automatic refill system
- 6 stage flame height
- BEV Technology®
- CO₂ sensor

approx. VIEWING AREA <i>(see technical sheet for specific dimensions)</i> W: 2337 mm / 92" H: 508 mm / 20" D: 406 mm / 16"	FLA4 1990 BURNER Burning time: max. 10 hrs Tank capacity: 11.7 L Heat output: max. 18.0 kW Room cubature: min. 180 m³	FLA4+ 1990 BURNER Burning time: max. 31 hrs Tank capacity: 36.3 L Heat output: max. 18.0 kW Room cubature: min. 180 m³
Forma 2300 Single-Sided Fireplace 	15 480 €	16 755 €
Forma 2300 Left Corner Fireplace 	15 480 €	16 755 €
Forma 2300 Right Corner Fireplace 	15 480 €	16 755 €
Forma 2300 Three-Sided Fireplace 	15 480 €	16 755 €
Forma 2300 Tunnel Fireplace <i>(glass screens included)</i> 	15 480 €	16 755 €
Forma 2300 Room Divider Fireplace <i>(glass screens included)</i> 	15 480 €	16 755 €
Forma 2300 Island Fireplace <i>(glass screens included)</i> 	15 480 €	16 755 €
<p>Lead time for Single-Sided, Left Corner, Right Corner, Three-Sided is 10 working days Lead time for Tunnel, Room Divider and Island is 20 working days</p>		

TRAY WITH CERAMIC LOG OR WHITE STONES	SHS MODULE	CUSTOM LENGTH
450 €	805 €	ON REQUEST <i>Lead time: 20 working days + 50% advance payment</i>

FORMA 2700 FIREPLACE

WITH FLA4 2490 / FLA4+ 2490 BURNER

planika

- zero clearance
- remote control included
- mobile app control
- touch display
- SHS compatible
- automatic refill system
- 6 stage flame height
- BEV Technology®
- CO₂ sensor

approx. VIEWING AREA <i>(see technical sheet for specific dimensions)</i> W: 2693 mm / 106" H: 508 mm / 20" D: 406 mm / 16"	FLA4 2490 BURNER Burning time: max. 10 hrs Tank capacity: 14.8 L Heat output: max. 22.5 kW Room cubature: min. 225 m³	FLA4+ 2490 BURNER Burning time: max. 31 hrs Tank capacity: 45.9 L Heat output: max. 22.5 kW Room cubature: min. 225 m³
Forma 2700 Single-Sided Fireplace 	19 665 €	20 940 €
Forma 2700 Left Corner Fireplace 	19 665 €	20 940 €
Forma 2700 Right Corner Fireplace 	19 665 €	20 940 €
Forma 2700 Three-Sided Fireplace 	19 665 €	20 940 €
Forma 2700 Tunnel Fireplace <i>(glass screens included)</i> 	19 665 €	20 940 €
Forma 2700 Room Divider Fireplace <i>(glass screens included)</i> 	19 665 €	20 940 €
Forma 2700 Island Fireplace <i>(glass screens included)</i> 	19 665 €	20 940 €
<p><i>Lead time for Single-Sided, Left Corner, Right Corner, Three-Sided is 10 working days</i> <i>Lead time for Tunnel, Room Divider and Island is 20 working days</i></p>		





TRAY WITH CERAMIC LOG OR WHITE STONES	SHS MODULE	CUSTOM LENGTH
585 €	805 €	ON REQUEST <i>Lead time: 20 working days + 50% advance payment</i>

PRIME FIRE 2.0 BURNER





AUTOMATIC ETHANOL BURNER WITH BEV TECHNOLOGY®

planika

- remote control included
- automatic refill system
- 3 stage flame height
- BEV Technology®
- mobile app control
- CO₂ sensor
- SHS compatible

MODEL	DIMENSIONS	EFFICIENCY	PRICE
Prime Fire 2.0 590 Burner 	W: 590 mm / 23.2" H: 220 mm / 8.7" D: 280 mm / 11.0"	Burn time: max. 5 hrs Capacity: 3.1 L Heat: max. 3.1 kW Room size: min. 31 m ³	2 500 €
Prime Fire 2.0 790 Burner 	W: 790 mm / 31.1" H: 220 mm / 8.7" D: 280 mm / 11.0"	Burn time: max. 8 hrs Capacity: 4.3 L Heat: max. 4.4 kW Room size: min. 44 m ³	2 800 €
Prime Fire 2.0 990 Burner 	W: 990 mm / 39.0" H: 220 mm / 8.7" D: 280 mm / 11.0"	Burn time: max. 8 hrs Capacity: 5.5 L Heat: max. 7.0 kW Room size: min. 70 m ³	3 865 €
Prime Fire 2.0 1190 Burner 	W: 1190 mm / 46.9" H: 220 mm / 8.7" D: 280 mm / 11.0"	Burn time: max. 9 hrs Capacity: 6.8 L Heat: max. 9.4 kW Room size: min. 94 m ³	5 300 €
			Lead time: 10 working days



PRIME FIRE 2.0 BURNER WITH ADAPTIVE FRAME WITH GLASS PANELS FOR TUNNEL, ROOM DIVIDER AND ISLAND ARRANGEMENTS

MODEL	DIMENSIONS	EFFICIENCY	PRICE
Prime Fire 2.0 590 Burner 	W: 946 mm / 37.2" D: 446 mm / 17.6" H: 220 mm / 8.7" H _{GLASS} : 200 mm / 7.9"	Burn time: max. 5 hrs Capacity: 3.1 L Heat: max. 3.1 kW Room size: min. 31 m ³	3 390 €
Prime Fire 2.0 790 Burner 	W: 946 mm / 37.2" D: 446 mm / 17.6" H: 220 mm / 8.7" H _{GLASS} : 200 mm / 7.9"	Burn time: max. 8 hrs Capacity: 4.3 L Heat: max. 4.4 kW Room size: min. 44 m ³	3 750 €
Prime Fire 2.0 990 Burner 	W: 1146 mm / 45.1" D: 446 mm / 17.6" H: 220 mm / 8.7" H _{GLASS} : 200 mm / 7.9"	Burn time: max. 8 hrs Capacity: 5.5 L Heat: max. 7.0 kW Room size: min. 70 m ³	4 865 €
Prime Fire 2.0 1190 Burner 	W: 1346 mm / 60" D: 446 mm / 17.6" H: 220 mm / 8.7" H _{GLASS} : 200 mm / 7.9"	Burn time: max. 9 hrs Capacity: 6.8 L Heat: max. 9.4 kW Room size: min. 94 m ³	6 360 €
			Lead time: 10 working days

OPTIONAL FEATURES PRIME FIRE 2.0



OPTIONAL GLASS SCREENS

The glass screens must be installed alongside the burner in self-constructed tunnel, room divider and island housing.

GLASS SCREEN	DIMENSIONS	PRICE
for Prime Fire 2.0 590 Burner 	2x glass screens, 4x holders W: 500 mm / 19.7" H: 200 mm / 7.9" T: 6 mm / 0.2"	325 €
for Prime Fire 2.0 790 Burner 	2x glass screens, 4x holders W: 700 mm / 27.6" H: 200 mm / 7.9" T: 6 mm / 0.2"	350 €
for Prime Fire 2.0 990 Burner 	2x glass screens, 4x holders W: 900 mm / 35.4" H: 200 mm / 7.9" T: 6 mm / 0.2"	375 €
for Prime Fire 2.0 1190 Burner 	2x glass screens, 4x holders W: 1150 mm / 45.3" H: 200 mm / 7.9" T: 6 mm / 0.2"	430 €

TRAY WITH STONES OR LOGS

The tray can be installed at the top of the burner behind the fire line.






TRAY WITH LOGS OR STONES	Prime Fire 2.0				SHS MODULE
	590	790	990	1190	
 	135 €	135 €	180 €	270 €	805 €

FORMA 800 FIREPLACE

WITH PRIME FIRE 2.0 590 BURNER

planika

- remote control included
- automatic refill system
- 2 stage flame height
- BEV Technology®
- mobile app control
- CO₂ sensor
- zero clearance (Forma Fireplace)
- SHS compatible

<p>approx. VIEWING AREA (see technical sheet for specific dimensions) W: 816 mm / 32" H: 508 mm / 20" D: 406 mm / 16"</p>	<p>Prime Fire 2.0 590 BURNER Burn time: max. 5 hrs Capacity: 3.1 L Heat: max. 3.1 kW Room size: min. 31 m³</p>
<p>Forma 800 Single-Sided Fireplace</p> 	<p>3 650 €</p>
<p>Forma 800 Left Corner Fireplace</p> 	<p>3 650 €</p>
<p>Forma 800 Right Corner Fireplace</p> 	<p>3 650 €</p>
<p>Forma 800 Three-Sided Fireplace</p> 	<p>3 650 €</p>
<p>Forma 800 Tunnel Fireplace (glass screens included)</p> 	<p>3 650 €</p>
<p>Forma 800 Room Divider Fireplace (glass screens included)</p> 	<p>3 650 €</p>
<p>Forma 800 Island Fireplace (glass screens included)</p> 	<p>3 650 €</p>
<p>Lead time: 10 working days</p>	








<p>OPTIONAL TRAY WITH CERAMIC LOGS OR WHITE STONES</p>	<p>SHS MODULE</p>
<p>135 €</p>	<p>805 €</p>

FORMA 1000 FIREPLACE

WITH PRIME FIRE 2.0 790 BURNER

planika

- remote control included
- automatic refill system
- 2 stage flame height
- BEV Technology®
- mobile app control
- CO₂ sensor
- zero clearance (Forma Fireplace)
- SHS compatible

<p>approx. VIEWING AREA (see technical sheet for specific dimensions) W: 1016 mm / 40" H: 508 mm / 20" D: 406 mm / 16"</p>	<p>Prime Fire 2.0 790 BURNER Burning time: max. 8 hrs Tank capacity: 4.3 L Heat output: max. 4.4 kW Room cubature: min. 44 m³</p>
<p>Forma 1000 Single-Sided Fireplace</p> 	<p>4 110 €</p>
<p>Forma 1000 Left Corner Fireplace</p> 	<p>4 110 €</p>
<p>Forma 1000 Right Corner Fireplace</p> 	<p>4 110 €</p>
<p>Forma 1000 Three-Sided Fireplace</p> 	<p>4 110 €</p>
<p>Forma 1000 Tunnel Fireplace (glass screens included)</p> 	<p>4 110 €</p>
<p>Forma 1000 Room Divider Fireplace (glass screens included)</p> 	<p>4 110 €</p>
<p>Forma 1000 Island Fireplace (glass screens included)</p> 	<p>4 110 €</p>
<p>Lead time: 10 working days</p>	








<p>OPTIONAL TRAY WITH CERAMIC LOGS OR WHITE STONES</p>	<p>SHS MODULE</p>
<p>135 €</p>	<p>805 €</p>

FORMA 1200 FIREPLACE

WITH PRIME FIRE 2.0 990 BURNER

planika

- remote control included
- automatic refill system
- 2 stage flame height
- BEV Technology®
- mobile app control
- CO₂ sensor
- zero clearance (Forma Fireplace)
- SHS compatible

<p>approx. VIEWING AREA</p> <p><i>(see technical sheet for specific dimensions)</i></p> <p>W: 1219 mm / 48"</p> <p>H: 508 mm / 20"</p> <p>D: 406 mm / 16"</p>	<p>Prime Fire 2.0 990 BURNER</p> <p>Burning time: max. 8 hrs</p> <p>Tank capacity: 5.5 L</p> <p>Heat output: max. 7.0 kW</p> <p>Room cubature: min. 70 m³</p>
<p>Forma 1200 Single-Sided Fireplace</p> 	<p>5 300 €</p>
<p>Forma 1200 Left Corner Fireplace</p> 	<p>5 300 €</p>
<p>Forma 1200 Right Corner Fireplace</p> 	<p>5 300 €</p>
<p>Forma 1200 Three-Sided Fireplace</p> 	<p>5 300 €</p>
<p>Forma 1200 Tunnel Fireplace <i>(glass screens included)</i></p> 	<p>5 300 €</p>
<p>Forma 1200 Room Divider Fireplace <i>(glass screens included)</i></p> 	<p>5 300 €</p>
<p>Forma 1200 Island Fireplace <i>(glass screens included)</i></p> 	<p>5 300 €</p>
<p>Lead time: 10 working days</p>	








<p>OPTIONAL TRAY WITH CERAMIC LOGS OR WHITE STONES</p>	<p>SHS MODULE</p>
<p>180 €</p>	<p>805 €</p>

FORMA 1500 FIREPLACE

WITH PRIME FIRE 2.0 1190 BURNER

planika

- remote control included
- automatic refill system
- 2 stage flame height
- BEV Technology®
- mobile app control
- CO₂ sensor
- zero clearance (Forma Fireplace)
- SHS compatible

<p>approx. VIEWING AREA</p> <p><i>(see technical sheet for specific dimensions)</i></p> <p>W: 1524 mm / 60"</p> <p>H: 508 mm / 20"</p> <p>D: 406 mm / 16"</p>	<p>Prime Fire 2.0 1190 BURNER</p> <p>Burning time: max. 9 hrs</p> <p>Tank capacity: 6.8 L</p> <p>Heat output: max. 9.4 kW</p> <p>Room cubature: min. 94 m³</p>
<p>Forma 1500 Single-Sided Fireplace</p> 	<p>6 925 €</p>
<p>Forma 1500 Left Corner Fireplace</p> 	<p>6 925 €</p>
<p>Forma 1500 Right Corner Fireplace</p> 	<p>6 925 €</p>
<p>Forma 1500 Three-Sided Fireplace</p> 	<p>6 925 €</p>
<p>Forma 1500 Tunnel Fireplace <i>(glass screens included)</i></p> 	<p>6 925 €</p>
<p>Forma 1500 Room Divider Fireplace <i>(glass screens included)</i></p> 	<p>6 925 €</p>
<p>Forma 1500 Island Fireplace <i>(glass screens included)</i></p> 	<p>6 925 €</p>
<p>Lead time: 10 working days</p>	

<p>OPTIONAL TRAY WITH CERAMIC LOGS OR WHITE STONES</p>	<p>SHS MODULE</p>
<p>270 €</p>	<p>805 €</p>

- remote control included
- automatic refill system
- 2 stage flame height
- BEV Technology®
- CO₂ sensor

MODEL	DIMENSIONS	EFFICIENCY	PRICE
 <p>Neo 500 Burner</p>	<p>W: 500 mm / 19.7" H: 135 mm / 5.3" D: 260 mm / 10.2"</p>	<p>Burn time: max. 5 hrs Capacity: 1.7 L Heat: max. 3.1 kW Room size: min. 31 m³</p>	<p>1 750 €</p>
 <p>Neo 500 Fireplace</p>	<p>VIEWING AREA W: 740 mm / 29.1" H: 350 mm / 13.8" D: 310 mm / 12.2"</p>	<p>Burn time: max. 5 hrs Capacity: 1.7 L Heat: max. 3.1 kW Room size: min. 31 m³</p>	<p>2 200 €</p>
 <p>Neo 750 Burner</p>	<p>W: 750 mm / 29.5" H: 135 mm / 5.3" D: 260 mm / 10.2"</p>	<p>Burn time: max. 6 hrs Capacity: 2.1 L Heat: max. 4.1 kW Room size: min. 41 m³</p>	<p>2 190 €</p>
 <p>Neo 750 Fireplace</p>	<p>VIEWING AREA W: 990 mm / 39.0" H: 350 mm / 13.8" D: 310 mm / 12.2"</p>	<p>Burn time: max. 6 hrs Capacity: 2.1 L Heat: max. 4.1 kW Room size: min. 41 m³</p>	<p>2 750 €</p>
 <p>Neo 1000 Burner</p>	<p>W: 1000 mm / 39.4" H: 135 mm / 5.3" D: 260 mm / 10.2"</p>	<p>Burn time: max. 4 hrs Capacity: 2.9 L Heat: max. 5.9 kW Room size: min. 59 m³</p>	<p>2 950 €</p>
 <p>Neo 1000 Fireplace</p>	<p>VIEWING AREA W: 1169 mm / 46.0" H: 400 mm / 15.7" D: 310 mm / 12.2"</p>	<p>Burn time: max. 4 hrs Capacity: 2.9 L Heat: max. 5.9 kW Room size: min. 59 m³</p>	<p>3 610 €</p>

Lead time: 10 working days

OPTIONAL ACCESSORIES

TRAY WITH LOGS SET AND GLOWING FIBRES	Neo 500	Neo 750	Neo 1000
	<p>185 €</p>	<p>265 €</p>	<p>275 €</p>

PANORAMA FIREPLACE

WITH AUTOMATIC ETHANOL BURNER

planika

- zero clearance
- enclosed in tempered glass
- remote control included
- mobile app control
- SHS compatible
- automatic refill system
- 6 stage flame height
- BEV Technology®
- LCD display
- CO₂ sensor

Burning time: **max. 10 hrs**

Tank capacity: **5.5 L**

Heat output: **max. 7.0 kW**

Room cubature: **min. 70 m³**

Viewing area

(see technical sheet for specific dimensions)

W: 1219 mm / 48"

H: 508 mm / 20"

D: 406 mm / 16"

<p>Panorama Single-Sided Fireplace</p> 	<p>8 905 €</p>	<p>Panorama Tunnel Fireplace</p> 	<p>9 245 €</p>				
<p>Panorama Left Corner Fireplace</p> 	<p>8 960 €</p>	<p>Panorama Room Divider Fireplace</p> 	<p>9 300 €</p>				
<p>Panorama Right Corner Fireplace</p> 	<p>8 960 €</p>	<p>Panorama Island Fireplace</p> 	<p>9 360 €</p>				
<p>Panorama Three-Sided Fireplace</p> 	<p>9 020 €</p>	<p>Lead time: 10 working days</p> <p>OPTIONAL ACCESSORIES</p> <table border="1"> <tr> <td data-bbox="842 1653 1168 1742"> <p>CERAMIC LOGS OR WHITE STONES AND GLOWING FIBRES</p> </td> <td data-bbox="1168 1653 1495 1742"> <p>SHS MODULE</p> </td> </tr> <tr> <td data-bbox="842 1742 1168 1841"> <p>385 €</p> </td> <td data-bbox="1168 1742 1495 1841"> <p>805 €</p> </td> </tr> </table>		<p>CERAMIC LOGS OR WHITE STONES AND GLOWING FIBRES</p>	<p>SHS MODULE</p>	<p>385 €</p>	<p>805 €</p>
<p>CERAMIC LOGS OR WHITE STONES AND GLOWING FIBRES</p>	<p>SHS MODULE</p>						
<p>385 €</p>	<p>805 €</p>						



Single-Sided



Left Corner



Right Corner



Three-Sided



Tunnel



Room Divider




Island

STONE

AUTOMATIC ETHANOL FIREPLACE WITH BEV TECHNOLOGY®

planika



- plug & play
- remote control included
- SHS compatible
- mobile app control
- automatic refill system
- 6 stage flame height
- BEV Technology®
- CO₂ sensor

MODEL	DIMENSIONS	EFFICIENCY	PRICE
Stone Core 	W: 1070 mm / 42.1" H: 1374 mm / 54.1" D: 500 mm / 19.7"	Burn time: max. 29.0 hrs Capacity: 13.4 L Heat: max. 5.0 kW Room size: min. 50 m³	6 700 € Lead time: 10 working days
Stone Daze / Laurent / Kreta  DEKTON®	W: 1070 mm / 42.1" H: 1850 mm / 72.8" D: 500 mm / 19.7"	Burn time: max. 29.0 hrs Capacity: 13.4 L Heat: max. 5.0 kW Room size: min. 50 m³	8 700 € Lead time: 15 working days

ROCK

AUTOMATIC ETHANOL FIREPLACE WITH BEV TECHNOLOGY®

- plug & play
- remote control included
- automatic refill system
- 2 stage flame height
- BEV Technology®
- CO₂ sensor

MODEL	DIMENSIONS	EFFICIENCY	PRICE
Rock Core 	W: 500 mm / 19.7" H: 1357 mm / 53.4" D: 400 mm / 15.7"	Burn time: max. 33 hrs Capacity: 5.0 L Heat: max. 3.5 kW Room size: min. 35 m³	2 800 € Lead time: 10 working days
Rock Daze / Laurent / Kreta  DEKTON®	W: 500 mm / 19.7" H: 1604 mm / 63.1" D: 400 mm / 15.7"	Burn time: max. 33 hrs Capacity: 5.0 L Heat: max. 3.5 kW Room size: min. 35 m³	4 100 € Lead time: 15 working days

OPTIONAL ACCESSORIES


CERAMIC LOGS SET AND GLOWING FIBRES		SHS MODULE (only for Stone)
Rock	Stone	
		805 €
150 €	300 €	

COMET BURNER

ETHANOL BURNER WITH BEV TECHNOLOGY®

planika

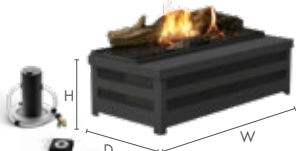


- remote control included
- mobile app control
- touch display
- SHS compatible
- automatic refill system
- 6 stage flame height
- BEV Technology®
- CO₂ sensor

MODEL	DIMENSIONS	EFFICIENCY	PRICE
Comet Burner 	Ø: 650 mm / 25.6" H: 430 mm / 16.9"	Burn time: max. 17 hrs Capacity: 8.8 L Heat: max. 6.6 kW Room size: min. 66 m³	4 700 €
			Lead time: 15 working days

FREESTANDING FIREPLACES

WITH BEV TECHNOLOGY®

- plug & play fireplaces
- remote control included
- 2 stage flame height
- BEV Technology®
- automatic refill system
- CO₂ sensor
- Logs set included (Basket Fire Logs)

MODEL	DIMENSIONS	EFFICIENCY	PRICE
Basket Fire Logs 	W: 550 mm / 21.7" H: 163 mm / 6.4" D: 265 mm / 10.4"	Burn time: max. 6.5 hrs Capacity: 1.8 L Heat: max. 2.8 kW Room size: min. 28 m³	2 620 €
Scandi 	W: 400 mm / 15.7" H: 1000 mm / 39.4" D: 320 mm / 12.6"	Burn time: max. 33 hrs Capacity: 5.0 L Heat: max. 3.5 kW Room size: min. 35 m³	2 590 €
Polaris 	W: 400 mm / 15.7" H: 1262 mm / 49.7" D: 321 mm / 12.6"	Burn time: max. 33 hrs Capacity: 5.0 L Heat: max. 3.5 kW Room size: min. 35 m³	2 300 €
			Lead time: 10 working days

OPTIONAL ACCESSORIES

DECORATIVE GRATE <i>Basket Fire Logs</i>	CERAMIC LOGS SET AND GLOWING FIBRES <i>Scandi and Polaris</i>	SHS MODULE	CUSTOM TOP FINISH	CUSTOM TOP SIZE OR SHAPE
		<i>Comet Burner</i>		
		805 €	1 240 €	PRICE ON REQUEST
90 €	115 €	Lead time: 30 working days + 50% advance payment		

OUTDOOR ETHANOL FIREPLACES

WITH THE AUTOMATIC BEV TECHNOLOGY®

planika

- plug & play
- remote control included
- mobile app control
- automatic refill system
- 6 stage flame height
- BEV Technology®

MODEL	DIMENSIONS	EFFICIENCY	PRICE
 <p>Cabo Burner</p>	<p>W: 1190 mm / 46.8" H: 449 mm / 17.7" D: 280 mm / 11.0"</p>	<p>Burn time: max. 15.0 hrs Capacity: 10.5 L Heat: max. 9.4 kW Room size: min. 94 m³</p>	<p>4 500 €</p> <p><i>Lead time: 10 working days</i></p>
 <p>Cabo Daze / Laurent / Kreta</p>	<p>W: 1190 mm / 46.8" H: 480 mm / 18.9" D: 280 mm / 11.0"</p>	<p>Burn time: max. 15.0 hrs Capacity: 10.5 L Heat: max. 9.4 kW Room size: min. 94 m³</p>	<p>5 700 €</p> <p><i>Lead time: 15 working days</i></p>
 <p>Cabo Table Daze / Laurent / Kreta</p>	<p>W: 1400 mm / 55.1" H: 504 mm / 19.8" D: 760 mm / 29.9"</p>	<p>Burn time: max. 15.0 hrs Capacity: 10.5 L Heat: max. 9.4 kW Room size: min. 94 m³</p>	<p>6 600 €</p> <p><i>Lead time: 15 working days</i></p>
 <p>Porto Core</p>	<p>W: 400 mm / 15.7" H: 1147 mm / 45.0" D: 400 mm / 15.7"</p>	<p>Burn time: max. 14.0 hrs Capacity: 5.0 L Heat: max. 3.7 kW Room size: min. 37 m³</p>	<p>1 900 €</p> <p><i>Lead time: 10 working days</i></p>
 <p>Porto Daze / Laurent / Kreta</p>	<p>W: 400 mm / 15.7" H: 1147 mm / 45.0" D: 400 mm / 15.7"</p>	<p>Burn time: max. 14.0 hrs Capacity: 5.0 L Heat: max. 3.7 kW Room size: min. 37 m³</p>	<p>2 900 €</p> <p><i>Lead time: 15 working days</i></p>

OPTIONAL ACCESSORIES

<p>CABO COVER </p> <p>150 €</p>	<p>CABO TABLE COVER </p> <p>250 €</p>	<p>PORTO COVER </p> <p>120 €</p>
---	---	--


OUTDOOR ETHANOL FIREPLACES

WITH COMMERCE TECHNOLOGY®

planika

MODEL	DIMENSIONS	EFFICIENCY	PRICE
Jar 	Ø: 410 mm / 16.1" H: 795 mm / 31.3"	Burn time: max. 7 hrs Capacity: 3.0 L Heat: max. 2.5 kW Room size: min. 25 m³	1 775 €
Totem 	Ø: 395 mm / 15.6" H: 1070 mm / 42.1"	Burn time: max. 7 hrs Capacity: 3.0 L Heat: max. 2.5 kW Room size: min. 25 m³	1 330 €
Rondo 	Ø: 412 mm / 16.2" H: 412 mm / 16.2"	Burn time: max. 7 hrs Capacity: 3.0 L Heat: max. 2.5 kW Room size: min. 25 m³	480 €
Simple 	Ø: 308 mm / 12.1" H: 418 mm / 16.5"	Burn time: max. 4 hrs Capacity: 1.5 L Heat: max. 2.5 kW Room size: min. 25 m³	445 €
			<i>Lead time: 5-10 working days</i>

OPTIONAL ACCESSORIES

COVER for Jar and Totem	
120 €	


PRODUCT	QUANTITY	PRICE
<p>Fanola® in bottle</p> 	12 x 1L	26 € (12 bottles)
<p>Fanola® in canister</p> 	4 x 5L	42 € (4 canisters)

biofuel for fireplace

renewable energy source

Ethanol is an organic distillate made from plants.
It is known to produce lower CO₂ emissions.

100% of the emissions are compensated by plants absorbing CO₂.



The netzero technology changes liquid ethanol into gas. The flame has full access to oxygen.

The clean burning of ethanol vapour emits significantly less CO₂ than regular fireplaces.
No ash, soot or smoke are produced.

PREMIUM COLLECTION

The Premium Collection is intended for sales through the distribution network and Planika's online shop, where the fireplaces are offered at 100% retail price.

Product specifications and prices are subject to change.
The current price sheets are available at <http://download.planikafires.com>

The fuel consumption figures provided are based on laboratory testing at the lowest flame level.
The actual consumption of individual devices may vary.

Technology tested by TÜV laboratory,
DIN standard 4734-1:2011-01
European Technology Patent: EP2 549 182

Planika Production Plant Poland
Bydgoskich Przemysłowców 10
85-862 Bydgoszcz
Tel. +48 52 364 11 60

planika@planika.com
www.planika.com
www.fanola.com

planika

